


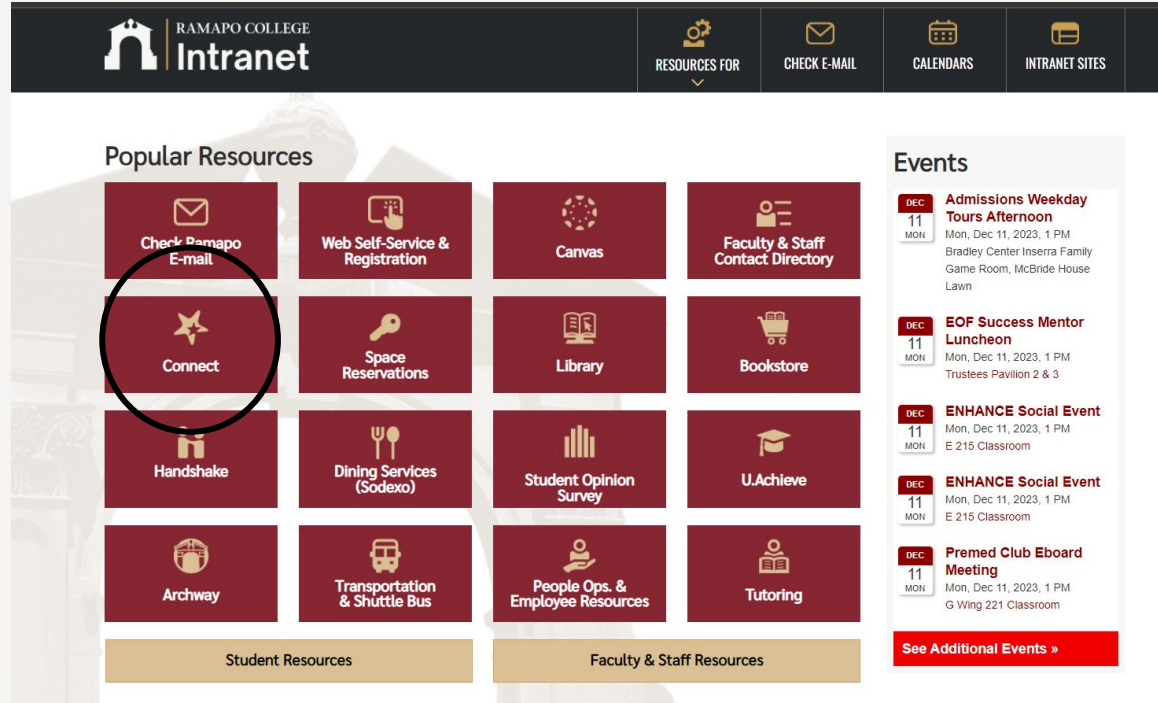
RCNJ

How to lift an advisement hold using Connect

Center for Student Success



Hold Removal in Connect



RAMAPO COLLEGE Intranet

RESOURCES FOR | CHECK E-MAIL | CALENDARS | INTRANET SITES

Popular Resources

Check Ramapo E-mail	Web Self-Service & Registration	Canvas	Faculty & Staff Contact Directory
Connect	Space Reservations	Library	Bookstore
Handshake	Dining Services (Sodexo)	Student Opinion Survey	U.Achieve
Archway	Transportation & Shuttle Bus	People Ops. & Employee Resources	Tutoring

Student Resources | Faculty & Staff Resources

Events

- DEC 11 MON** Admissions Weekday Tours Afternoon
Mon, Dec 11, 2023, 1 PM
Bradley Center In Serra Family Game Room, McBride House Lawn
- DEC 11 MON** EOF Success Mentor Luncheon
Mon, Dec 11, 2023, 1 PM
Trustees Pavilion 2 & 3
- DEC 11 MON** ENHANCE Social Event
Mon, Dec 11, 2023, 1 PM
E 215 Classroom
- DEC 11 MON** ENHANCE Social Event
Mon, Dec 11, 2023, 1 PM
E 215 Classroom
- DEC 11 MON** Premed Club Eboard Meeting
Mon, Dec 11, 2023, 1 PM
G Wing 221 Classroom

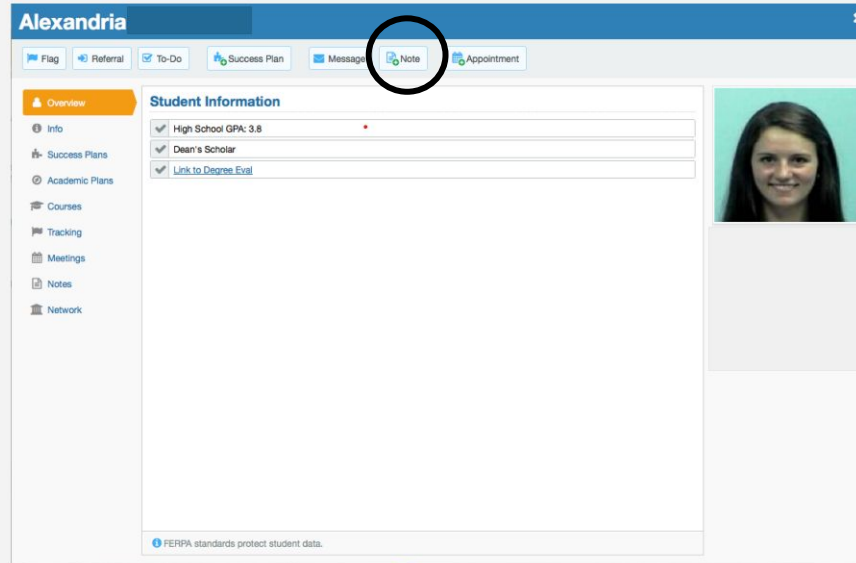
[See Additional Events »](#)

Student Search



Removing Advisement Holds

1. After the search box finds your student, click on their name to open their Student Folder



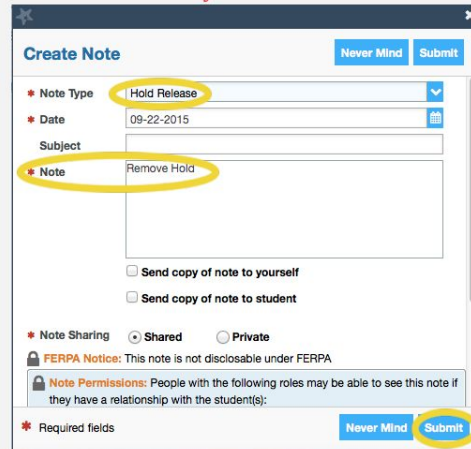
2. Select the **Note** button at the top of the student folder

Hold Release



Removing Advisement Holds

1. Select the **Hold Release** note type from the first drop down menu
2. Write “Remove Hold” in the required **Note** box
 1. **Please Note:** You cannot write long messages in this box. If you press enter or write too much text, the hold will not be removed. Please make sure to just write “remove hold”



Create Note [Never Mind] [Submit]

* Note Type: **Hold Release**

* Date: 09-22-2015

Subject: [Empty]

* Note: **Remove Hold**

Send copy of note to yourself

Send copy of note to student

* Note Sharing: Shared Private

FERPA Notice: This note is not disclosable under FERPA

Note Permissions: People with the following roles may be able to see this note if they have a relationship with the student(s):

* Required fields [Never Mind] **Submit**

3. Select the blue **Submit** button
4. The hold will be removed from Banner within 4 hours and will clear from Connect the next day.
 - ✓ Please note: Students will be able to register for classes once the hold is removed in Banner, it does not matter if the hold flag is still showing in Connect.

If you still have questions about lifting holds in Connect, you can email success@ramapo.edu for assistance. We are happy to help you!

