

RAMAPO COLLEGE 2024-2025 INTERESTING FACTS



Carnegie Classification



Master's Colleges and Universities: Larger Programs



First Generation

44% of New Students*

*Fall 2024 application data

Pell Recipients

Approximately 1 in 3 New Students Received Pell Grants*




*(34.0%) based on Fall 2024 FAFSA applicants

Minority Rate / % of Non-White Students


UG = 44.4%*

GR = 37.3%*



*Fall 2024


Undergraduate Residential Students




33.82%*

*Fall 2024

Faculty/Student Ratio = 1:24*



*Fall 2024



Average class size = 27*

*Fall 2024

One-Year Retention Rate



83.6%*

*Fall 2023 cohort

Four-Year Graduation Rate



57%*

*Fall 2020 cohort

Six-Year Graduation Rate



70%*

*Fall 2018 cohort