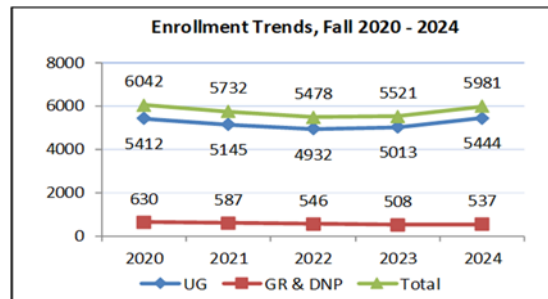


NOTEWORTHY ACCOLADES*

- Ramapo College remains a top institution in the **Best Regional Universities North** category, ascending to **#27** among all schools in the same region, as determined in the 2023-2024 U.S. News & World Report Best Colleges.
- Ramapo College of New Jersey has earned the gold award as a military-friendly school by **2024-2025 Military Friendly® Schools**. Of the more than 12,000 VA-approved schools nationwide, only the top 15 percent of schools were recognized as military friendly.
- Ramapo College of New Jersey is named among the top in College Choice's 20 Best Colleges in New Jersey in 2023. **Ramapo ranks as #1 among the nine public colleges in New Jersey** and is ranked #3, with Princeton University and Stevens Institute of Technology, in the top 2 spots.
- Ramapo College is recognized by **Colleges of Distinction** which honors schools nationwide for their excellence in student-focused higher education.
- Ramapo College of New Jersey is recognized in the listing for **2025 Best Colleges: Region by Region for the Northeast**. The lists are based on survey responses from "the true experts in on-campus life – the students."

*For a comprehensive list, please visit <https://www.ramapo.edu/about/accolades/>

OVERALL ENROLLMENT—FALL 2024

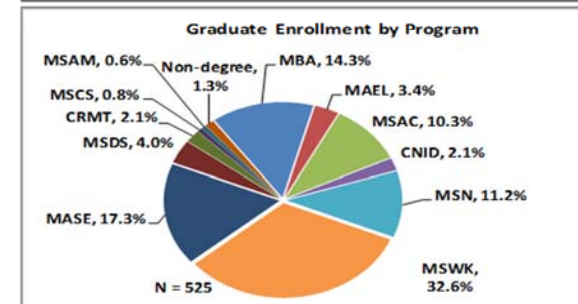
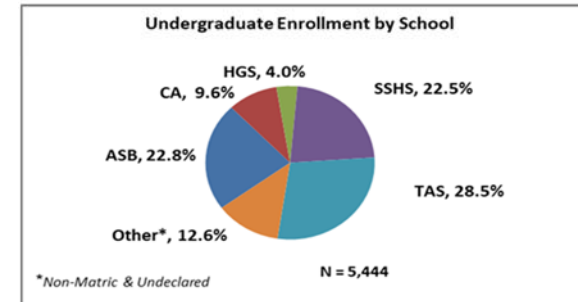


| Credit Hours and FTE by Academic Level | | |
|----------------------------------------|----------------|--------------|
| Academic Level | Enrolled Hours | FTE |
| Undergraduate | 77,095 | 4,818 |
| Graduate | 4,653 | 388 |
| Doctorate | 57 | 5 |
| Total | 81,805 | 5,211 |

| Headcount by Academic Level and Attendance | | | |
|--------------------------------------------|--------------|--------------|--------------|
| Academic Level | Full-time | Part-time | Total |
| Undergraduate | 4,539 | 905 | 5,444 |
| Graduate | 239 | 286 | 525 |
| Doctorate | 0 | 12 | 12 |
| Total | 4,778 | 1,203 | 5,981 |

| Top Majors / Programs, Fall 2024 | | | |
|----------------------------------|-------|-------------------------|-------|
| Undergraduate | | Graduate | |
| Nursing | 11.5% | Social Work | 31.8% |
| Biology | 8.3% | Special Education | 16.9% |
| Psychology | 6.3% | Business Administration | 14.0% |
| Finance | 4.7% | Nursing | 11.0% |
| Elementary Education | 4.6% | Accounting | 10.1% |
| Marketing | 4.5% | Data Science | 3.9% |

| Demographics of Enrolled Students | | | | |
|-----------------------------------|--------------|------------|-----------|--------------|
| Fall 2024 | UG | GR | DR | Overall |
| Total Headcount | 5,444 | 525 | 12 | 5,981 |
| Average Age (median) | 20.0 | 25.0 | 39.0 | 20.0 |
| Female students | 57.5% | 67.2% | 83.3% | 58.4% |
| Male students | 42.5% | 32.8% | 16.7% | 41.6% |
| NJ State of Origin | 93.6% | 90.1% | 75.0% | 93.2% |
| Other State of Origin | 5.6% | 9.3% | 16.7% | 5.9% |
| Foreign Country Origin | 0.7% | 0.6% | 0.0% | 0.7% |
| Unknown | 0.1% | 0.0% | 8.3% | 0.2% |
| American Indian / Native Alaskan | 0.3% | 0.4% | 0.0% | 0.3% |
| Asian | 10.0% | 7.8% | 16.7% | 9.8% |
| Black | 5.9% | 8.6% | 25.0% | 6.2% |
| Hispanic or Latino/a, any race | 25.6% | 19.6% | 8.3% | 25.0% |
| White | 52.5% | 61.7% | 50.0% | 53.3% |
| Non-Resident Aliens | 0.7% | 0.6% | 0.0% | 0.7% |
| Unknown | 5.0% | 1.3% | 0.0% | 4.6% |



Ramapo College of New Jersey

FAST FACTS - FALL 2024

INSTITUTIONAL FACTS

Carnegie Classification

Ramapo College's basic Carnegie Classification (M4/HR) is Master's Medium Size, Four-Year, and Highly Residential.

Accreditation

- ◆ The Middle States Commission on Higher Education (MSCHE)
- ◆ The Association to Advance Collegiate Schools of Business-International (AACSB)
- ◆ The Accreditation Commission for Education in Nursing (ACEN)
- ◆ The Council on Social Work Education (CSWE)
- ◆ The Council for the Accreditation of Educator Preparation (CAEP)
- ◆ The American Chemical Society (ACS) Note: ACS approves programs & does not provide accreditation.

Programs of Study

Ramapo offers 44 undergraduate degree-majors, 8 joint- BS-graduate level programs in the medical professions, 2 joint BS programs in the pre-medical/pre-health fields, 11 graduate degree programs, a Doctoral in Nursing Practice, programs leading to certification in Teacher Education, and 1 post-master's certificate.

Schools

- ◆ Anisfield School of Business (ASB)
- ◆ School of Contemporary Arts (CA)
- ◆ School of Humanities and Global Studies (HGS)
- ◆ School of Social Science and Human Services (SSWS)
- ◆ School of Theoretical and Applied Science (TAS)

PRESIDENT'S MISSION ELEMENT TEAM

Cindy R. Jebb, Ph.D.
President

Michael Middleton, Ph.D.
Provost / Vice President
for Teaching, Learning, and Growth Core

Virginia Galdieri, M.B.A.
Vice President for
People Operations & Employee Resources Core

Colleen O'Keefe, C.P.A.
Chief Financial Officer /
Vice President for Fiscal Health Core

Nicole Morgan Agard, Esq.
Chief Diversity Officer / Vice President
for Equity, Diversity, Inclusion, and Compliance
Executive Core

Christopher Romano, Ed.D.
Vice President for Strategic Enrollment, Outreach
& Engagement / Executive Director of the RCNJ Foundation
Outreach & Engagement Core

Melissa Van Der Wall, M.P.A.
Dean of Students / Vice President for Student Well-being
Student Well-Being Core

Brittany Williams-Goldstein, Ed.D.
Chief of Staff & Board Liaison / Vice President for
Policy, Research & Governance / College Spokesperson
Executive Core

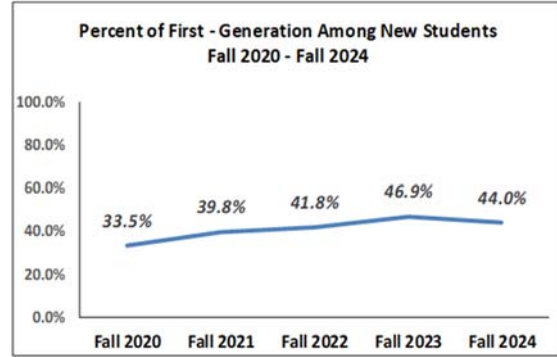
Michael Yankovich, Ph.D.
Interim Vice President for Operational & Administrative Integration
Operational Integration Core

OFFICE OF INSTITUTIONAL RESEARCH

Gurvinder Khaneja, Director
Deyu Xu, Database Programmer
Alexa Chucala, Research Analyst
Taulant Asani, Research Specialist
Bibhuti Ghimire, Student Assistant
Arin Kc, Student Assistant

Ramapo College of New Jersey
505 Ramapo Valley Road
Mahwah, NJ 07430
www.ramapo.edu

NEW STUDENT ENROLLMENT - FALL 2024



| Demographics of New Students | | | | |
|----------------------------------|-------|----------|----------|-----------|
| | New | Transfer | Graduate | Doctorate |
| Total Headcount | 1,126 | 388 | 294 | 3 |
| Average Age (median) | 18.0 | 21.0 | 23.0 | 53.0 |
| Females | 61.1% | 54.4% | 69.4% | 66.7% |
| Males | 38.9% | 45.6% | 30.6% | 33.3% |
| NJ State of Origin | 93.6% | 89.7% | 90.1% | 66.7% |
| Other State of Origin | 5.7% | 9.3% | 9.9% | 0.0% |
| Foreign Country Origin | 0.6% | 0.0% | 0.0% | 0.0% |
| Unknown Origin | 0.1% | 1.0% | 0.0% | 33.3% |
| American Indian / Native Alaskan | 0.5% | 0.0% | 0.3% | 0.0% |
| Asian | 8.5% | 8.2% | 8.5% | 0.0% |
| Black | 6.7% | 7.0% | 7.8% | 33.3% |
| Hispanic or Latino/a, any race | 28.5% | 26.0% | 20.4% | 0.0% |
| White | 42.2% | 55.9% | 62.2% | 66.7% |
| Non-Resident Aliens | 0.6% | 0.0% | 0.0% | 0.0% |
| Unknown | 13.0% | 2.8% | 0.7% | 0.0% |

| New Student Enrollment By School | | | | |
|----------------------------------|-------|----------|----------|-----------|
| School | New | Transfer | Graduate | Doctorate |
| ASB | 20.5% | 27.8% | 23.1% | 0.0% |
| CA | 9.0% | 9.8% | 3.1% | 0.0% |
| HGS | 3.0% | 4.6% | 0.0% | 0.0% |
| SSHS | 17.5% | 33.8% | 62.6% | 0.0% |
| TAS | 41.9% | 22.9% | 11.2% | 100.0% |
| Undecided | 8.1% | 1.0% | 0.0% | 0.0% |

| Popular Majors for New Students | | | |
|---------------------------------|-------|-------------------------|-------|
| | New | Graduate* | |
| Nursing | 14.9% | Social Work | 32.7% |
| Biology | 14.6% | Special Education | 26.6% |
| Psychology | 6.4% | Business Administration | 12.5% |
| Elementary Education | 5.0% | Accounting | 10.4% |
| Computer Science | 4.9% | Nursing | 6.4% |
| Finance | 4.7% | Data Science | 3.7% |

*Graduate includes students in Masters and Doctoral programs.

DEGREES CONFERRED - FY 2024

| Bachelor's Degrees | N | Percent |
|--------------------------------|--------------|---------------|
| Bachelor of Arts | 429 | 38.1% |
| Bachelor of Science | 526 | 46.7% |
| Bachelor of Science in Nursing | 123 | 10.9% |
| Bachelor of Social Work | 49 | 4.3% |
| Total | 1,127 | 100.0% |

| Master's Degrees | N | Percent |
|------------------------------------------|------------|---------------|
| MA Educational Leadership | 14 | 5.3% |
| MA Special Education | 47 | 17.9% |
| Master of Business Administration | 29 | 11.0% |
| Master of Social Work | 88 | 33.5% |
| MS Accounting | 27 | 10.3% |
| MS Data Science | 6 | 2.3% |
| MS Contemporary Instructional Technology | 24 | 9.1% |
| Master of Nursing | 20 | 7.6% |
| MFA Creative Music Technology | 6 | 2.3% |
| MS Applied Mathematics | 1 | 0.4% |
| MS Computer Science | 1 | 0.4% |
| Total | 263 | 100.0% |

| Doctoral Degrees | N | Percent |
|-----------------------------|----------|---------------|
| Doctors in Nursing Practice | 4 | 100.0% |
| Total | 4 | 100.0% |

| Popular Majors of Bachelor's Recipients | | |
|-----------------------------------------|-----|-------|
| Nursing (BSN) | 123 | 10.9% |
| Management (BS) | 83 | 7.4% |
| Psychology (BA) | 83 | 7.4% |
| Biology (BS) | 78 | 6.9% |
| Communication Arts (BA) | 76 | 6.7% |
| Marketing (BS) | 76 | 6.7% |
| Elementary Education (BS) | 61 | 5.4% |

DEGREES CONFERRED—FY 2024 (continued)

| Demographics of Degree Recipients | | | |
|-----------------------------------|------------|----------|----------|
| | Bachelor's | Master's | Doctor's |
| Total Degree Recipients | 1,127 | 263 | 4 |
| Average Age (median) | 23.0 | 26.0 | 45.0 |
| Females | 57.8% | 73.8% | 100.0% |
| Males | 42.2% | 26.2% | 0.0% |
| American Indian / Nat. Alaskan | 0.6% | 0.4% | 0.0% |
| Asian | 11.3% | 2.7% | 25.0% |
| Hawaiian / Pacific Islander | 0.0% | 0.0% | 0.0% |
| Black | 6.1% | 8.7% | 25.0% |
| Hispanic or Latino/a, any race | 18.9% | 19.0% | 0.0% |
| White | 59.3% | 67.7% | 50.0% |
| Multiple Races, Non-Hispanic | 0.0% | 0.0% | 0.0% |
| Non-Resident Aliens | 1.2% | 1.1% | 0.0% |
| Unknown | 2.7% | 0.4% | 0.0% |

COST OF ATTENDANCE - AY 2024-25

| Per Credit Tuition and Fees | | |
|------------------------------------|------------|--------------|
| | Resident | Non-Resident |
| <u>Undergraduate</u> | \$524 | \$865 |
| <u>Graduate</u> | | |
| MAEL, MASE, MCID, MCMT, MSN, & MSW | \$894.41 | \$894.41 |
| MBA | \$1,219.18 | \$1,219.18 |
| MSAC | \$1,008.80 | \$1,008.80 |
| MSAM, MSCS & MSOS | \$1,334.42 | \$1,334.42 |
| DNP | \$1,196.07 | \$1,196.07 |

| Other Annual Costs | | | |
|---------------------------|---------|--------------|---------|
| Undergraduate | Books | Room & Board | Travel |
| Commuter Living w/ Family | \$1,226 | \$5,230 | \$3,198 |
| On-campus - Single Room | \$1,226 | \$17,102 | \$252 |
| Independent Off-Campus | \$1,226 | \$17,102 | \$3,198 |

ALUMNI - FALL 2024

| Decade | Undergraduate | Graduates | Total** |
|--------------|---------------|--------------|---------------|
| 1970-1979 | 3,331 | 0 | 3,331 |
| 1980-1989 | 5,467 | 0 | 5,467 |
| 1990-1999 | 6,693 | 55 | 6,748 |
| 2000-2009 | 9,941 | 764 | 10,705 |
| 2010-2019 | 13,184 | 964 | 14,148 |
| 2020-2029 | 5,946 | 719 | 6,665 |
| Total | 44,562 | 2,502 | 47,064 |

* Includes 1,174 undergraduate alumni who also earned a graduate degree from Ramapo College.

** Unduplicated Alumni Count

RAMAPO ALUMNI BY SCHOOL - FALL 2024

| School | Undergraduate | Graduates who earned UG degree from: | | Total |
|-------------------|---------------|--------------------------------------|-------|--------|
| | | Ramapo | Other | |
| ASB | 13,169 | 364 | 308 | 13,841 |
| CA | 7,952 | 7 | 4 | 7,963 |
| HGS | 5,372 | 58 | 103 | 5,533 |
| SSHS | 10,045 | 610 | 966 | 11,621 |
| TAS | 8,094 | 293 | 1,143 | 9,530 |
| Duplicated Total* | 44,632 | 1,332 | 2,524 | 48,488 |

* Duplicated Count - Alumni may have earned multiple degrees from multiple school.

Note - Alumni as of September 30, 2024

CAMPUS FACILITIES IMPROVEMENTS

| Capital Projects: FY 2024 |
|--------------------------------------------------------|
| E-Wing Renovations for Nursing Expansion |
| Linden Hall Renovation Design |
| Mansion Road Landscape Improvements |
| Comprehensive Facilities Plan Update |
| Athletic Field Lighting Installation |
| Anisfield School of Business Generator Replacement |
| Student Center Transformer Replacement |
| Student Center Electrical Feeder Replacement |
| Village Apartments Stair Replacement & Upgrades |
| C-Wing Micro Market Installation |
| Trustees Pavilion Micro Market Installation |
| Bradley Center Women's Locker Room Expansion |
| Facilities Complex Fuel Tank Decommissioning & Removal |
| Bischoff Hall Boiler Replacement |
| ASB-428 Floor Replacement |
| Greenhouse Sunshade Replacement |
| College Park Apartments Exterior Drainage Remediation |
| Bradley Center Pool Wall Repairs |
| Birch Kitchen Dishwasher Replacement |

IR Fast Facts Site:

www.ramapo.edu/ir/data-reports/fast-facts/